

2,0 kW


2,5 kW

3,5 kW

4,2 kW

5,0 kW

7,1 kW



**NEW
FLEXIS
PLUS**



Lampada UV-C



Self-Clean



Steri-Clean 56°C



Self-Hygiene



NEW Wi-Fi



Eco-Sensor

Silenziosità
16 dB(A)

Flusso 3D

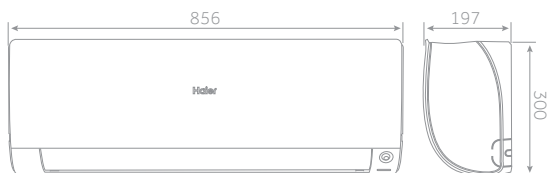


Facile installazione

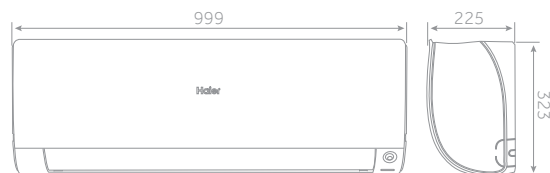
YR-HQ di serie

UNITÀ INTERNA FLEXIS PLUS	Modello Nero		AS20S2SF1FA-MB3	AS25S2SF1FA-MB3	AS35S2SF1FA-MB3	AS42S2SF1FA-MB3	AS50S2SF1FA-MB3	AS71S2SF1FA-MB3
	Codice commerciale		2501300C2	2501301C2	2501302C2	2501304C2	2501305C2	2501306C2
Dati prestazionali								
Potenza resa RAFF.	nom (min-max)	kW	2,0	2,6 (0,8-3,2)	3,5 (1,0-4,0)	4,2 (1,2-4,8)	5,2 (1,4-6,0)	7,0 (2,2-7,5)
Potenza resa RISC.	nom (min-max)	kW	2,5	3,2 (0,8-4,2)	4,2 (1,0-5,2)	4,4 (1,3-5,8)	6,0 (1,4-6,9)	8,0 (2,4-8,5)
Alimentazione		Ph/V/Hz	1/220-240/50	1/220-240/50	1/220-240/50	1/220-240/50	1/220-240/50	1/220-240/50
Volume aria trattato	H	m³/h	600	600	650	750	900	1100
Unità interna								
Potenza sonora RAFF.		dB(A)	53	53	55	58	57	60
Pressione sonora RAFF.		dB(A)	38/32/25/16	38/32/25/16	39/33/26/17	42/36/30/23	45/41/37/28	47/43/37/33
Dimensioni	L x P x H	mm	856x197x300	856x197x300	856x197x300	856x197x300	999x225x323	1115x235x343
Peso netto		kg	9,5	9,5	9,5	9,5	12	15,2
Dati idraulici								
Tubazione liquido Ø		mm	6,35	6,35	6,35	6,35	6,35	9,52
Tubazione gas Ø		mm	9,52	9,52	9,52	9,52	12,7	15,88
Comando								
Di serie	Telecomando		YR-HQ	YR-HQ	YR-HQ	YR-HQ	YR-HQ	YR-HQ

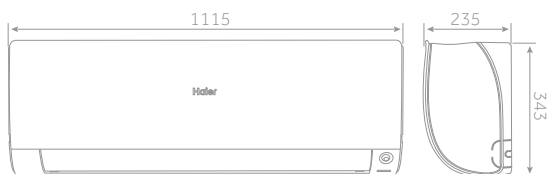
AS20 - AS25 - AS35 - AS42



AS50



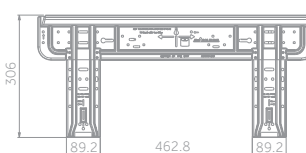
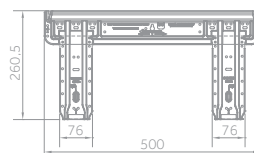
AS71



DIMA DI MONTAGGIO

AS20-AS25-AS35-AS42-AS50

AS71



Residenziale multisplit inverter **NEW FLEXIS PLUS / FLEXIS**

Haier



- 2,0 kW
- 2,5 kW
- 3,5 kW
- 4,2 kW
- 5,0 kW
- 7,1 kW

NEW FLEXIS PLUS

- UV Ray
- Self-Clean
- Steri-Clean 56°C
- Self-Hygiene
- NEW** Wi-Fi
- Eco-Sensor
- Silenziosità
- Flusso 3D
- Facile installazione

FLEXIS (in esaurimento)

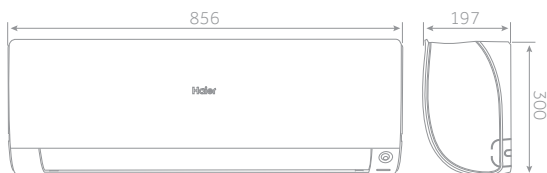
- Self-Clean
- Wi-Fi
- Eco-Sensor
- Silenziosità
- Flusso 3D
- Facile installazione



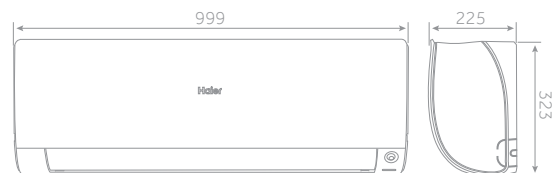
YR-HQ di serie

UNITÀ INTERNA FLEXIS PLUS	Modello Bianco	AS20S2SF1FA-MW3	AS25S2SF1FA-MW3	AS35S2SF1FA-MW3	AS42S2SF1FA-MW3	AS50S2SF1FA-MW3	AS71S2SF1FA-MW3	
	Codice commerciale	2501300B2	2501301B2	2501302B2	2501304B2	2501305B2	2501306B2	
UNITÀ INTERNA FLEXIS (in esaurimento)	Modello Bianco	AS20S2SF1FA-MW1	AS25S2SF1FA-MW1	AS35S2SF1FA-MW1	AS42S2SF1FA-MW1	AS50S2SF1FA-MW1	AS71S2SF1FA-MW1	
	Codice commerciale	2501300X2	2501301X2	2501302X2	2501304X2	2501305X2	2501306X2	
Dati prestazionali								
Potenza resa RAFF.	nom (min-max)	kW	2,0	2,6 (0,8-3,2)	3,5 (1,0-4,0)	4,2 (1,2-8,0)	5,2 (1,4-7,0)	7,0 (2,2-7,5)
Potenza resa RISC.	nom (min-max)	kW	2,5	3,2 (0,8-4,2)	4,2 (1,0-5,2)	4,4 (1,3-5,8)	6,0 (1,4-6,9)	8,0 (2,4-8,5)
Alimentazione		Ph/V/Hz	1/220-240/50	1/220-240/50	1/220-240/50	1/220-240/50	1/220-240/50	1/220-240/50
Volume aria trattato	H	m³/h	600	600	650	750	900	1100
Unità interna								
Potenza sonora RAFF.		dB(A)	53	53	55	58	57	60
Pressione sonora RAFF.		dB(A)	38/32/25/16	38/32/25/16	39/33/26/17	42/36/30/23	41/37/33/28	47/43/37/30
Dimensioni	L x P x H	mm	856x197x300	856x197x300	856x197x300	856x197x300	999x225x323	1115x235x343
Peso netto		kg	9,5	9,5	9,5	9,5	12	15,2
Dati idraulici								
Tubazione liquido Ø		mm	6,35	6,35	6,35	6,35	6,35	9,52
Tubazione gas Ø		mm	9,52	9,52	9,52	9,52	12,7	15,88
Comando								
Di serie	Telecomando		YR-HQ	YR-HQ	YR-HQ	YR-HQ	YR-HQ	YR-HQ

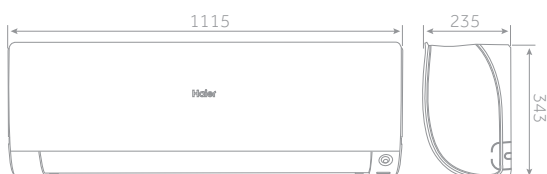
AS20 - AS25 - AS35 - AS42



AS50



AS71



DIMA DI MONTAGGIO

AS20-AS25-AS35-AS42-AS50

AS71

